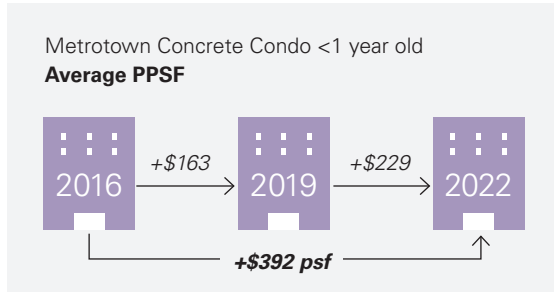
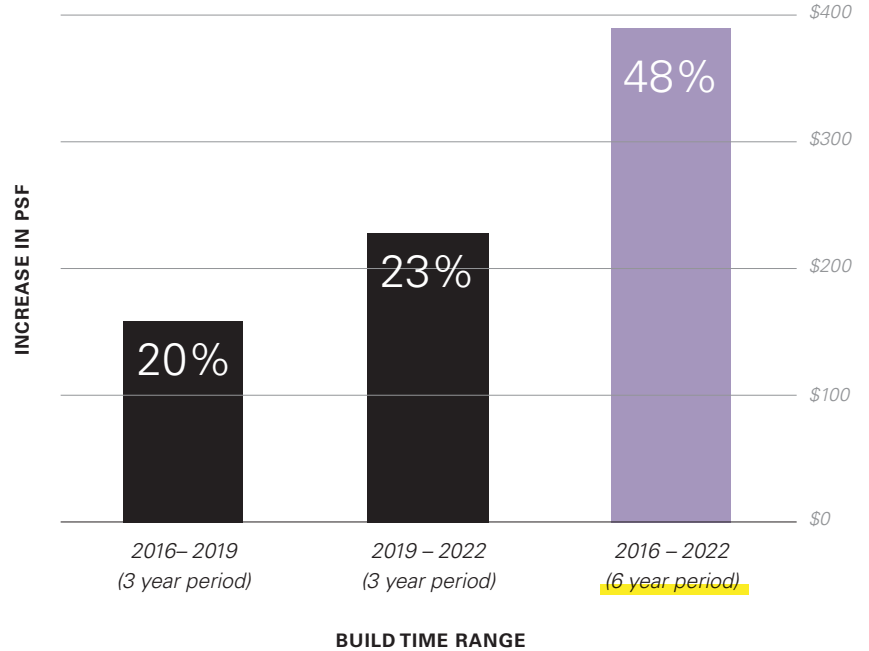


### Sales Trends Over 6 Years\*

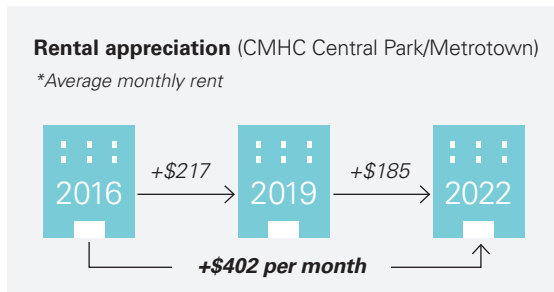


- + For the 3 year period of 2016 – 2019, the appreciation: **\$163 psf (20%)**
- + For the 3 year period of 2019 – 2022, the appreciation: **\$229 psf (23%)**
- + Over the past 6 year period of 2016 – 2022, the appreciation: **\$392 psf (48%)**

\*Resale data condos less than 1 year old



### Rental Trends Over 6 Years



- + For the 3 year period of 2016 – 2019, the rental rate appreciation: **\$217 per month (19%)**
- + For the 3 year period of 2019 – 2022, the rental rate appreciation: **\$185 per month (14%)**
- + Over the past 6 year period of 2016 – 2022, the rental rate appreciation: **\$402 per month (36%)**

